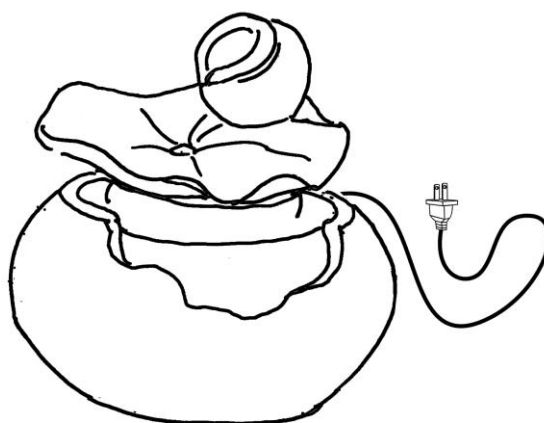




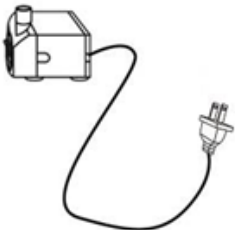
Thanks for shopping with Jeco®

# Tabletop Lotus Leaf Fountain

SKU# FCT108 / 15030013



## Parts List:

A. Lotus Leaf Qty: 1	B. Poly Basin Qty: 1	C. Pump Qty: 1
		

# JECO

1-800-893-3006  
Ontario, CA 91761

Made in China

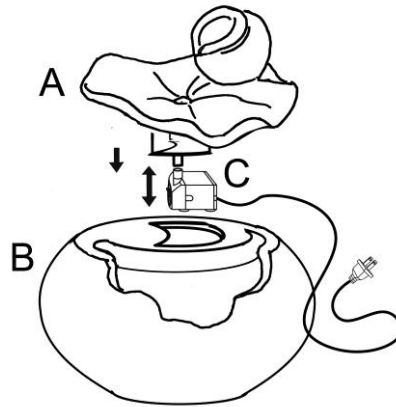
If you have questions regarding this product, call  
1-800-893-3006 Mon.-Fri. 9:00-5:00 PST  
(California) and ask for our product specialists, or  
e-mail: [cs@jeco-inc.com](mailto:cs@jeco-inc.com)

See many more products on the Internet!

[www.jeco-inc.com](http://www.jeco-inc.com)

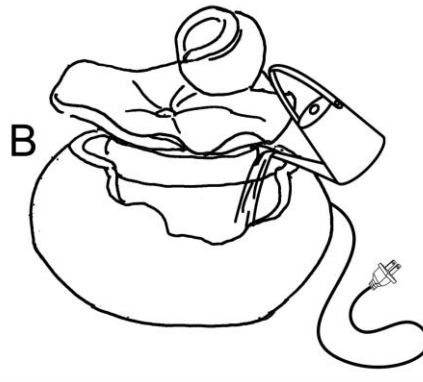
## To Assemble:

**Step 1:** Carefully attach the pump (C) to the tube from the lotus leaf (A), place the pump (C) in the center bottom on poly basin (B).



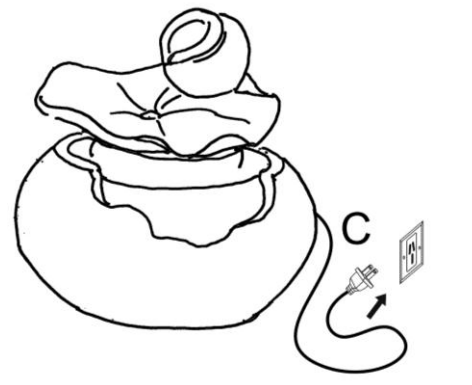
**Step 2:** Fill the plastic basin (B) with clean water, make sure the pump (C) is fully submerged.

**Note:** The maximum water level should be approximately 1.2 inches below the top edge of the basin (B).



**Step 3:** Finally, connect the plug of pump (C) to a GFCI outlet.

**WARNING:** Always disconnect the pump (C) before placing your hands in the water.



## **CARE AND MAINTENANCE**

- To eliminate the possibility of water damage to areas around the fountain, check for leaks and excessive splashing after the initial set up of the fountain. It is highly recommended this fountain be placed in an area where it cannot be damaged.
- Do not leave the fountain running for extended periods of time when no one is present to observe the performance.
- Check the area around the fountain on a regular basis to ensure there is no leakage.
- Do not attempt to move fountain once filled with water.