



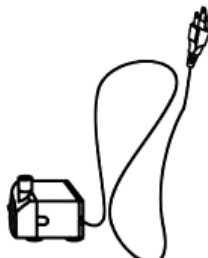
Thanks for shopping with Jeco®

Metal Pot in Pot Fountain with Flower Pot

SKU# FCL173 / 15030192



Parts List:

A. Product Body Qty: 1 	B. Pump Qty:1 
---	---

JECO

1-800-893-3006
Ontario, CA 91761

Made in China

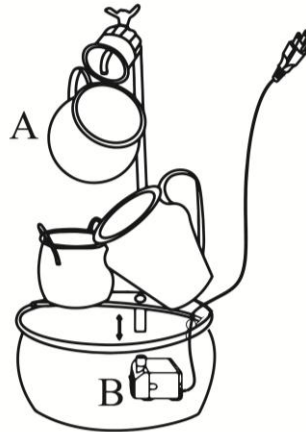
If you have questions regarding this product, call
1-800-893-3006 Mon.-Fri. 9:00-5:00 PST
(California) and ask for our product specialists, or
e-mail: cs@jeco-inc.com

See many more products on the Internet!

www.jeco-inc.com

To Assemble:

Step 1: Carefully attach the pump (B) to the pre-assembled water hose from part (A), making sure to place the pump in the center of the bottom (B).

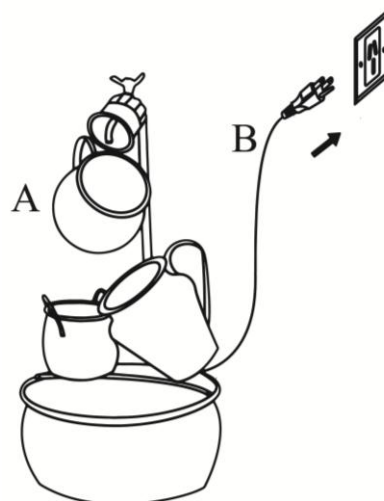


Step 2: Fill the basin (A) with clean water, making sure the pump (B) is fully submerged.
Note: The maximum water level should be approximately 1.2 inches below the top edge of the basin (A).



Step 3: Finally, connect the plug of pump (B) to a GFCI outlet.

WARNING: Always disconnect the pump (B) before placing your hands in the water.



CARE AND MAINTENCE

- To eliminate the possibility of water damage to areas around the fountain, check for leaks and excessive splashing after the initial set up of the fountain. It is highly recommended this fountain be placed in an area where it cannot be damaged.
- Do not leave the fountain running for extended periods of time when no one is present to observe the performance.
- Check the area around the fountain on a regular basis to ensure there is no leakage.
- Do not attempt to move fountain once filled with water.