


Thanks for shopping with Jeco®

Classical Birdbath

SKU# FCL114 / 15030162




Parts List:

A. The Birdbath Qty: 1



B. Bird Qty:1



JECO

1-800-893-3006
Ontario, CA 91761

Made in China

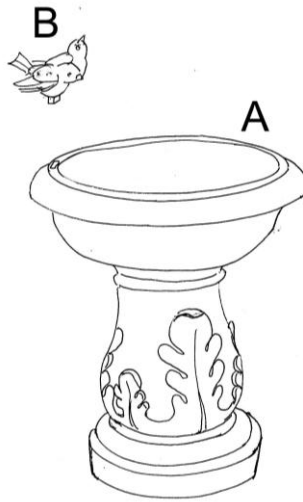
If you have questions regarding this product, call
1-800-893-3006 Mon.-Fri. 9:00-5:00 PST
(California) and ask for our product specialists, or
e-mail: cs@jeco-inc.com

See many more products on the Internet!

www.jeco-inc.com

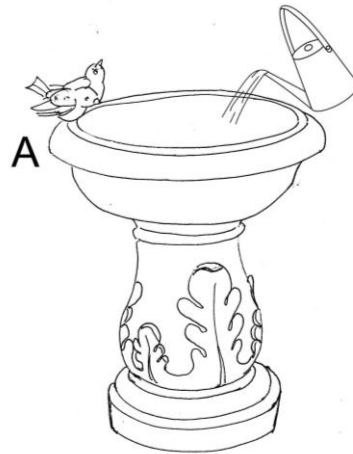
To Assemble:

Step 1: Attach Bird (B) to the hole of bowl edge(A).



Step 2: Assembly complete.

Please add water to the bowl, please keep changing water regularly.



CARE AND MAINTENANCE

- To eliminate the possibility of water damage to areas around the item, check for leaks after the initial set up of it. It is highly recommended the item to be placed in an area where it cannot be damaged.
- Check the area around the birdbath on a regular basis to ensure there is no leakage.
- Do not attempt to move birdbath once filled with water.